

# Year 1

## Curriculum meeting – Autumn 2025



## Love, Learn, Believe, Achieve

# General Information

Classroom doors open at **8.30 am**

Classroom doors close at **8.45 am**

The school day ends at **2.55 pm**



*Registration closes at 8.50am. After this your child will receive a later mark. If your child is going to be absent from school please contact school between 8-9am via ParentApps or telephone. We operate a First Day Response. Phonecalls from school will start at 9am.*

# General Information

Please label all your child's clothes with their name and let your child know where their name is. Encourage the children to put their own jumpers, cardigan, coats on. As the weather gets colder please encourage the children to fasten these themselves.

Check that their name is still on their clothes from time to time.

**ONLY** water in bottles and water bottles to be clearly labelled.

Children will have milk or water and snack every morning. Fruit is also available throughout the day.

Milk and snack should be paid through the Arbor app. This can be done termly or yearly.

# General Information



- Reading book bags in school every day, Due to limited space in the classroom we would ask that the children do not bring in **NO** rucksacks.
- **ONLY** the reading book and reading record book in the bag. Please **DO NOT** put water bottles in the bags.
- Make sure your child's name is clearly visible on the bag. **One small keyring** if necessary.

# School Meals



- Children can choose their lunch from a selection which includes a hot meal, vegetarian option or jacket potatoes.
- If your child is having a packed lunch, please consider the amount of food given.
- Please let your child's teacher know if your child has specific dietary requirements.



# What is RSHE?

## Miss Pimblett, Pastoral Lead

- RSHE stands for Relationships, Sex and Health Education.
- The DfE say: “It is mandatory for RSHE to be taught in all schools. We expect all schools to teach the full RSHE curriculum to secondary age pupils and relationships and health education to primary age pupils”.
- In the Early Years and in Key Stage 1, the focus is placed on relationships. It is not until upper Key Stage 2 in the Junior school that the children will learn about bodily changes and reproduction.
- Through RSHE and PSHE children are equipped with the tools, confidence and language to create and maintain healthy and positive relationships.
- The RSHE and PSHE curriculum reinforces our safeguarding policy by providing children with the skills and knowledge to help keep themselves and others stay safe.
- Staff will ask children to use the correct names for their body parts. This prepares children for what they will go on to learn later. This also helps us to safeguard our pupils.
- In our school we follow an RSHE curriculum recommended by Liverpool Catholic Archdiocese: Life to the Full and Journey in Love.




# Year 1

Children know and understand that they are growing and developing as members of their own family and God's family.

Examples of Year 1 activities:

- Talk about who is in their family
- Talk about how fast babies change and grow
- Look at happy and sad moments within a family
- How is love shown in a family?
- Know that we are members of God's family



# P.E.



**Our P.E. days are:**

**Monday (1O&1C) & Wednesday (1L&1MO)**

**Tuesday – Yoga with Avril (All classes)**



**We use the ‘Get Set 4 PE’ scheme.**

**Units include; gymnastics, dance, team games, athletics, fitness or mindfulness.**

**Activities will take place indoors and outdoors.**

**Children should come to school dressed in their school tracksuit with their P.E. top and shorts on underneath with shoes they can fasten themselves.**

*For health and safety reasons the children should not wear jewellery; including earrings and long hair should be tied back.*



# Guided Reading

Our main reading scheme is Monster Phonics. At times, we use different reading schemes to support and supplement your child's reading journey.



The children should read at home every night.

Books should be kept in the zip wallet and sent into school EVERY day.

Please only write comments about your child's reading in this book.


If books get damaged they must be replaced at a cost of £5 each.

# Guided Reading


The children will be put into small guided reading groups this week. We will start guided reading from Monday 22<sup>nd</sup> September.

The children will be given a new book at the beginning of the week and this is used throughout the week. Each day will have a different focus – punctuation, fluency, comprehension etc

Always start the book with the focus and high frequency words on the first page.



# Guided Reading






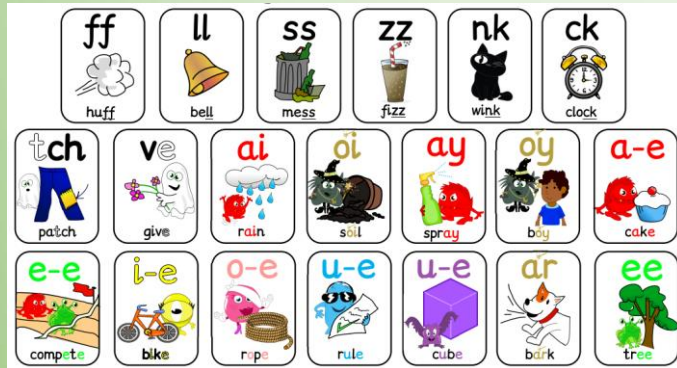
**At the beginning of Year 1 most children should be able to:**

- read all Phase 2 & 3 common letter sounds and groups of letter sounds.
- They should be able to read unfamiliar words containing these sounds.
- To begin to read fluently and accurately.

**The expected level at the end of Year 1 is Monster Phonics Stage 8 – Turquoise book band.**

# Monster Phonics

This is our whole school phonics scheme.



We will be continuing to work through the Monster Phonics program.

Over the next few weeks we will begin to group the children into phonic setting groups.

# Saying the sounds

- Your child will be taught how to pronounce the sounds (these are known as phonemes) correctly to make blending easier
- Some phonemes should be sustained where possible (e.g. sss, mmm, fff)
- Some phonemes have a shorter, clipped sound e.g. b, c. Try not to add an 'uh' sound after consonants (e.g. try to avoid saying 'b-uh', 'c-uh')
- See the school website for further advice on phonics. The link below demonstrates how to pronounce the sounds.

**OXFORD****OWL**

# **Upcoming Phonics sessions.**

**Parents/carers are invited into school to work with the children playing phonic games.**

**1O – Tuesday 4<sup>th</sup> November 2pm**

**1MO – Wednesday 5<sup>th</sup> November 2pm**

**1C – Thursday 6<sup>th</sup> November 2pm**

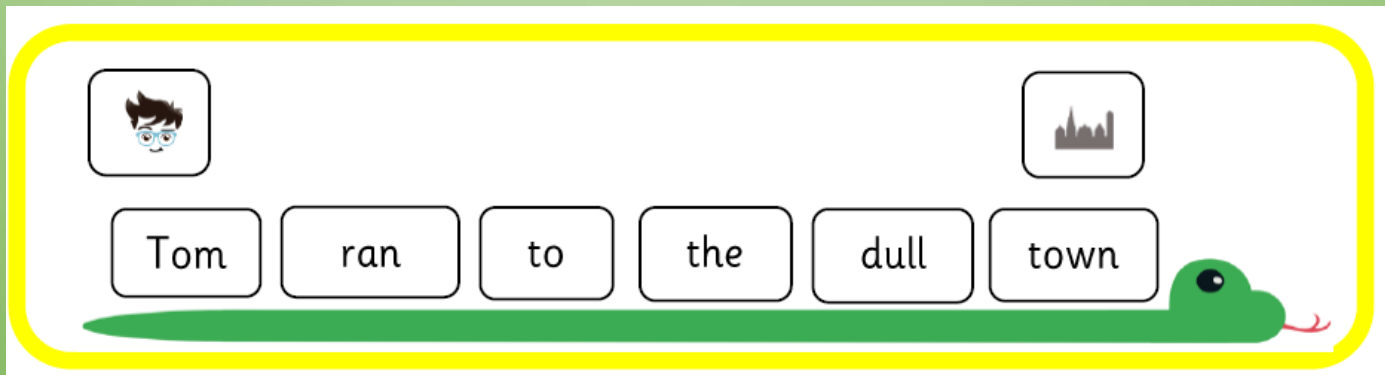
**1L – Friday 7<sup>th</sup> November 2pm**



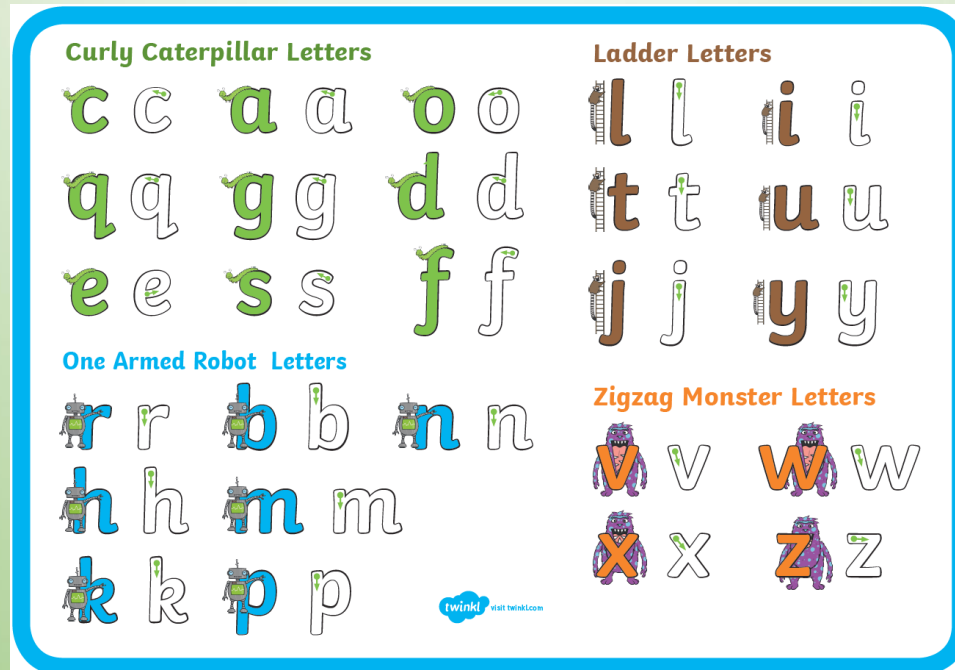
# Sentence Accuracy

Sentence Accuracy is the daily practise of writing sentences that involve a particular skill. The teacher will model a sentence with a particular skill to the class. The children will then be given the opportunity to write their own sentence about their own choice of topic and practise this skill.

In Year 1 we use sentence snakes to help support with sentence construction.



# Handwriting



Autumn term – ladder letters and one armed robot letters

Spring term - one armed robot letters and curly caterpillar letters

Summer term - curly caterpillar letters and zigzag monster letters

# Maths



**Children take part in daily maths or mastering number sessions.**

**We use a CPA (Concrete, Pictorial, Abstract) approach.**

**These can be practical or recorded.**



# Cornerstones<sup>TM</sup> Education

**This year we will be using Cornerstones Education to support the teaching of our foundation subjects.**



**DT – Shade & Shelter**



**Science – Everyday materials**



**History - Childhood**

**Geography – Our Wonderful World**



# Outdoor Development and Learning

As part of our curriculum we seek as many opportunities as possible to take the children outdoors to enhance their learning.

With this in mind we would like the children to have their own waterproofs and wellies in school.

Please send these into school clearly labelled with your child's name.





# Can you help?

To continue to develop our outdoor spaces we need: wooden cable reels, logs, tyres, guttering etc



By using all these items, we are hoping to develop our Loose Parts play and give the children more opportunities to work and play collaboratively outdoors.

**Could you help with simple DIY? Planters, benches etc**

**If you think you may be able to help please speak to Mrs Limbert or contact the school office.**





Can you help us raise valuable funds for resources in school?

Scan the QR code and register. Its completely free.

Download the app

Each time you shop online via the app, we will receive a small percentage

from a  
range of well known brands.

The Amazon logo, consisting of the word "amazon" in a black, lowercase, sans-serif font with a yellow curved arrow underneath it.


The TESCO logo, featuring the word "TESCO" in a bold, red, uppercase, sans-serif font with blue diagonal stripes underneath it.

The JUST EAT logo, featuring a stylized orange house icon with a white fork and knife inside it, followed by the words "JUST EAT" in a bold, orange, uppercase, sans-serif font.

The Argos logo, featuring the word "Argos" in a red, stylized, cursive font with a red swoosh underneath it.

The M&amp;S logo, consisting of the letters "M&amp;S" in a white, uppercase, sans-serif font on a black background.

# A thought to leave you with .....

A child is like a butterfly  
 in the wind.

Some can fly higher than others,  
but each one flies the best it can.



Why compare one against the other?  
Each one is *different*.

Each one is **special**.

Each one is *beautiful*.

